

Construction Documents for the

# All Cats Health Clinic

Tenant Fit-Up

5154 Bethelview Rd  
Cumming, Ga 30040

For

Dr. Jennifer Palmer  
4420 Fieldcrest Court  
Cumming, Ga 30040

## PROJECT DIRECTORY

Owner	Dr. Jennifer Palmer 4420 Fieldcrest Court Cumming, Ga 30040
Architect	Hill Design Associates, Architects Inc. 436 Academy Ave Dowsonville, GA 30034 706.531.9998 706.531.9966 fax E-mail: pete@hda-architects.com Principal in Charge: Peter Hill, AIA
Mechanical/Plumbing Engineer	Wellborn Technical 5238 Howkins Academy Road Social Circle, Ga 30025 770.464.3668 Principal in Charge: Billy Wellborn
Electrical Engineer	Wellborn Technical 5238 Howkins Academy Road Social Circle, Ga 30025 770.464.3668 Principal in Charge: Billy Wellborn

## PROJECT CODE CRITERIA

COUNTY	BUILDING PLAN REVIEW
A. OCCUPANCY CLASSIFICATION:	Business
B. TYPE OF CONSTRUCTION:	IB SPRINKLERED; NO. FIRE ALARM; REQUIRED
C. BUILDING AREA :	2015 S.F. - 740 SQ. FT BUSINESS USE; 1275 SQ. FT INAPERT TREATMENT USE
D. CALCULATED OCCUPANCY LOAD FOR EGRESS:	21
E. ALL BUILDINGS DESCRIBED IN THESE PLANS SHALL BE CONSTRUCTED IN COMPLIANCE WITH THE AMENDMENTS AND APPENDICES TO THE FOLLOWING LISTED CODES:	
F. ALL BUILDINGS DESCRIBED IN THESE PLANS SHALL BE CONSTRUCTED IN COMPLIANCE WITH THE AMENDMENTS AND APPENDICES TO THE FOLLOWING LISTED CODES:	
INTERNATIONAL BUILDING CODE - 2006 EDITION, WITH GEORGIA AMENDMENTS	
INTERNATIONAL SAFETY FIRE (LAW) AMENDMENTS	
INTERNATIONAL FUEL GAS CODE - 2006 EDITION WITH GEORGIA AMENDMENTS	
INTERNATIONAL MECHANICAL CODE - 2006 EDITION, WITH GEORGIA AMENDMENTS	
INTERNATIONAL HANDICAPPED ACCESSIBILITY LAW - 2006 EDITION, WITH GEORGIA AMENDMENTS	
INTERNATIONAL PLUMBING CODE - 2006 EDITION, WITH GEORGIA AMENDMENTS	
ANSI A17.1 ELEVATOR CODE - 1996 EDITION WITH 1999 STATE AMENDMENTS	
INTERNATIONAL ENERGY CONSERVATION CODE - 2000 EDITION, WITH GEORGIA AMENDMENTS	
INTERNATIONAL FIRE CODE - 2006 EDITION, WITH GEORGIA AMENDMENTS	

## GENERAL NOTES

1. ALL CONSTRUCTION SHALL BE IN ACCORDANCE WITH ALL FEDERAL, STATE AND LOCAL CODES AND REGULATIONS, INCLUDING THE AMERICANS WITH DISABILITIES ACT.
2. CONTRACTOR SHALL VERIFY ALL CLEARANCE DIMENSIONS AND SIZES PRIOR TO ORDERING OR PURCHASING ASSEMBLIES OR FIXTURES FOR CONSTRUCTION.
3. CONTRACTOR IS RESPONSIBLE FOR ALL TEMPORARY CONSTRUCTION AND ALL STAGING, SCHEDULING, MATERIAL DELIVERIES AND OTHER ITEMS THAT AFFECT THE SEQUENCE OF CONSTRUCTION OR SCHEDULING THE CONSTRUCTION PROJECT.
4. DO NOT SCALE DRAWINGS. IF DIMENSIONS ARE IN QUESTION, THE CONTRACTOR SHALL BE RESPONSIBLE FOR OBTAINING CLARIFICATION FROM THE ARCHITECT BEFORE CONTINUING WITH CONSTRUCTION.
5. CONCEALED INSULATION SHALL HAVE FLAME SPREAD OF 0-25 AND A SMOKE-DEVELOPED INDEX OF 0-450 AS DETERMINED IN ACCORDANCE WITH ASTM E 84.

6. CONCEAL ALL PIPING IN WALLS, WHERE PIPING IS TOO LARGE, WALLS ARE TO BE PURRED OUT TO THE MINIMUM DISTANCE NECESSARY TO CONCEAL PIPING.
7. ALL GYPSUM BOARD ABUTTING OTHER MATERIALS IS TO BE FINISHED WITH METAL EDGES.
8. DOORS IN EXITS SHALL NOT BE SUBJECT TO THE USE OF A KEY FOR OPERATION FROM THE INSIDE OF THE BUILDING (NFPA 101 § 7.12.5.1).
9. ALL INTERIOR AND EXTERIOR DOORS SHALL HAVE HANDICAP HARDWARE (LEVER®, PANIC HARDWARE OR U-SHAPE DESIGNED DEVICES, ETC.).
10. ALL WELDING SHALL BE IN ACCORDANCE WITH THE AWS STRUCTURAL WELDING CODE. PROOF OF WELDERS CERTIFICATE SHALL BE AVAILABLE AT THE JOB SITE.

11. FIELD VERIFY ALL DIMENSIONS FROM EXISTING WALLS.
12. ALL EXTERIOR GLASS DOORS AND GLASS PANELS ADJACENT TO THE DOORS SHALL BE TYPED, ABOVE FINISH FLOOR.
13. ACCESSIBLE ROUTE: ALL WALKS, HALLS, CORRIDORS, AIRLEES, SKYWALKS, TUNNELS & OTHER SPACES THAT ARE PART OF AN ACCESSIBLE ROUTE SHALL COMPLY WITH RULE 120-3-20-14.
14. CORRIDOR/EXIT ACCESS SHALL BE PROVIDED PER THE REQUIREMENTS OF THE INTERNATIONAL BUILDING CODE & THE INTERNATIONAL FIRE PROTECTION CODE

15. DOORS/HARDWARE HANDLES, PULLS, LATCHES, LOCKS AND OTHER OPERATING DEVICES ON ACCESSIBLE DOOR SHALL HAVE A SHAPE THAT IS EASY TO GRASP WITH ONE HAND AND DOES NOT REQUIRE TIGHT GRASPING, TIGHT FINCHING OR TWISTING OF THE WRIST TO OPERATE. LEVER-OPERATED MECHANISMS, PUSH-TYPE MECHANISMS AND U-SHAPE HANDLES ARE ACCEPTABLE DESIGN. RULE 120-3-20-24 SHALL BE PROVIDED. GEORGIA ACCESSIBILITY CODE.
16. CONTRACTOR IS RESPONSIBLE FOR LOCATING AND PROVIDING ALL NECESSARY WOOD BLOCKING LOCATION AND BLOCKING WITH THE ARCHITECT OR SUPPLIER WHERE NECESSARY.
17. GENERAL CONTRACTOR TO REMOVE AND SAFELY STORE EXISTING CEILING TILES AND DIFFUSERS THAT REMAIN IN GOOD CONDITION FOR REINSTALLATION.
18. MICROVAPE OVENS ON AN ACCESSIBILITY ROUTE SHALL COMPLY WITH FORWARD AND SIDE REACH REQUIREMENTS AND CLEAR FLOOR AREA PER GA ACCESSIBILITY CODE 120-3-20.13 (B) AND 120-3-20-13 (6).

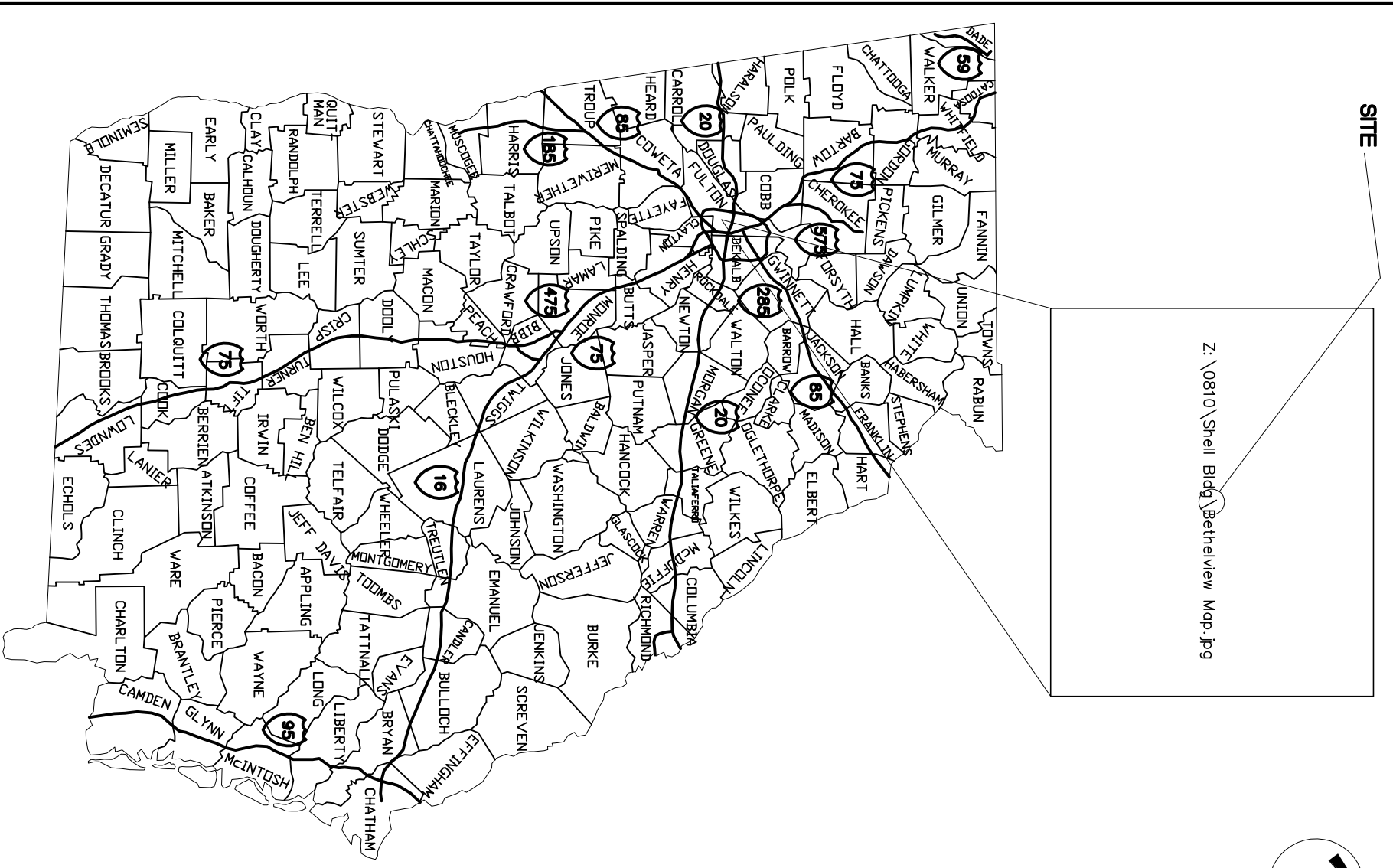

19. SIGNAGE ON RESTROOM DOORS SHALL BE RAISED AND BRaille CHARACTERS AND PICTORIAL SYMBOLS SHALL BE INSTALLED ON THE WALL ADJACENT TO THE LATCH SIDE OF THE DOOR. THESE SHALL BE INSTALLED ON THE LEASED SIDE OF THE DOOR. THE HEIGHT SHALL BE 60 INCHES ABOVE THE FINISH FLOOR TO THE CENTERLINE OF THE SIGN. 120-3-20-4(k)(1)(6) GEORGIA ACCESSIBILITY CODE.
20. (PENETRATIONS) INTO OR THROUGH, OR HORIZONTAL OR VERTICAL, OR HORIZONTAL FIRE RATED BARRIERS SHALL BE PROTECTED BY A SYSTEM LISTED BY A RECOGNIZED TESTING AGENCY.
21. FIRE EXTINGUISHERS IN BUSINESS OCCUPANCIES AND CREDE AREAS SHALL BE LOCATED PER AND SHALL BE INSTALLED AT A MAXIMUM OF 49' 4" TO THE TOP OF THE HANDLE.

22. FLUSH CONTROL SHALL BE INSTALLED PER RULE 120-3-20-21(b) AND SHALL NOT REQUIRE TIGHT GRASPING, FINCHING OR TWISTING OF THE WRIST. CONTROL FOR FLUSH VALVES SHALL BE GEORGIA ACCESSIBILITY CODE.
23. EXPOSED PIPES AND SURFACES, HOT WATER AND DRAIN PIPES UNDER LAVATORIES SHALL BE INSULATED OR OTHERWISE CONFIGURED TO PROTECT AGAINST CONTACT. THESE SHALL BE NO SHAPE OR ABRASIVE SURFACES UNDER LAVATORIES. RULE 120-3-20 - 36(k) GEORGIA ACCESSIBILITY CODE.

24. PROVIDE SUITE DESIGNATION ON ALL EXTERIOR DOORS: MINIMUM SIZE OF 4" PER CODE OFFICIALS.
25. SIGNAGE, LOCATION, NUMBER AND SIZE ARE NOT APPROVED UNDER THIS BUILDING PERMIT. A SEPARATE SIGN LOCATION PERMIT IS REQUIRED FOR EACH SIGN.

## PROJECT LOCATION

Location Map  
Cumming, GA

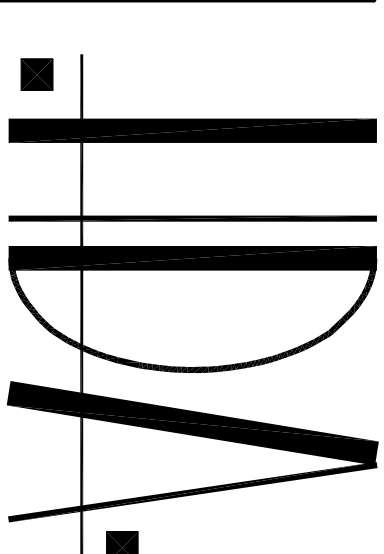


## SYMBOL LEGEND

	A-1 FLOOR PLAN	SHEET REFERENCE
	LOBBY	DRAWING TITLE
	ROOM NAME & NUMBER	ROOM NAME & NUMBER
	ENLARGED PLAN DETAIL	ENLARGED PLAN DETAIL
	DETAIL REFERENCE	DETAIL REFERENCE
	BLDG. SECTION REFERENCE	BLDG. SECTION REFERENCE
	WALL SECTION REFERENCE	WALL SECTION REFERENCE
	ELEVATION REFERENCE	ELEVATION REFERENCE
	EXTERIOR FINISH TYPE	EXTERIOR FINISH TYPE
	PARTITION TYPE	PARTITION TYPE
	PLAN KEY NOTE	PLAN KEY NOTE
	DOOR NUMBER	DOOR NUMBER
	WINDOW TYPE	WINDOW TYPE
	NORTH ARROW	NORTH ARROW
	DIMENSION LINE TO FACE OF STUD or MASONRY	DIMENSION LINE TO FACE OF STUD or MASONRY
	DIMENSION LINE TO COLUMN/STUD CENTER LINE	DIMENSION LINE TO COLUMN/STUD CENTER LINE
	DIMENSION LINE TO FINISH ASSEMBLIES	DIMENSION LINE TO FINISH ASSEMBLIES
	COLUMN REFERENCE	COLUMN REFERENCE
	MATCH LINE	MATCH LINE
	LIMIT OF CONSTRUCTION	LIMIT OF CONSTRUCTION
	PROPERTY LINE	PROPERTY LINE
	ELEVATION LINE	ELEVATION LINE
	BREAK LINE	BREAK LINE
	STAIR DIRECTION	STAIR DIRECTION
	REVISION NUMBER	REVISION NUMBER

## DRAWING INDEX

CS	COVER SHEET, NOTES AND INDEX
A-1	DIMENSION PLAN, REFERENCE PLAN, PARTITION SCHEDULE, EQUIPMENT SCHEDULE
A-2	RCP PLAN, RCP LEGEND, CABINET SECTIONS, FINISH SCHEDULE
A-3	DETAILS DOOR AND WINDOW TYPES, DOOR SCHEDULE
A-4	INTERIOR ELEVATIONS
MG-1	MEDICAL GAS PLAN
MA-1	EXISTING FLOOR PLAN MECHANICAL, KEYED NOTES-DEMOLITION, KEY PLAN
MA-2	HVAC PLAN, FILTER SCHEDULE, EXHAUST FAN SCHEDULE, MECHANICAL SYMBOLS AND MECHANICAL EQUIPMENT
MA-3	HVAC SPECIFICATION, TYP. FLEX DUCT DETAIL, WALL PENETRATIONS
P-1	EXISTING FLOOR PLAN-PLUMBING, KEYED NOTES-DEMOLITION, EQUIPMENT SCHEDULE, AND KEY PLAN
P-2	FLOOR PLAN-DRAIN PIPING AND FLOOR PLAN-WATER PIPING
P-3	WATER HEATER ELEMENTS, WATER HEATER DETAIL, WATER RISER AND DWY RISER
P-4	PLUMBING SPECIFICATIONS, PLUMBING SYMBOLS, AND WALL PENETRATIONS
E-1.0	EXISTING FLOOR PLAN-ELECTRICAL, KEYED NOTES-DEMOLITION, EQUIPMENT SCHEDULE AND KEY PLAN
E-2.0	FLOOR PLAN-LIGHTING, GENERAL NOTES-DOOR PLAN-POWER
E-3.0	PANEL SCHEDULE, POWER RESER DIAGRAM, ELECTRICAL SYMBOLS, LIGHTING FIXTURE SCHEDULE
E-4.0	ELECTRICAL SPECIFICATIONS



ARCHITECTS,  
HILL DESIGN  
ASSOCIATES  
INC.  
436 Academy Ave  
Dowsonville, Georgia  
30034  
Tel: 706.531.9998  
Fax: 706.531.9966  
Toll: 888.221.9232  
www.hda-architects.com

All Cats Health Clinic  
Dr. Jennifer Palmer  
4420 Fieldcrest Court  
Cumming, GA 30040

COVER SHEET  
NOTES AND INDEX

Drawn By: CDO  
Checked By: PJH

Release/Revision Schedule  
02.26.09 ■ LOOCP/PLAN NO. 1  
04.29.09 ■ PRICING SET  
06.25.09 ■ PERMIT COMMENTS  
REVISION 1  
07.15.09 ■ REVISION 2

HDA Job Number: 0810

This drawing is an instrument of service & shall remain the property of the Architect. Do not reproduce, publish or use in any way without the consent of the Architect.

CS